



National Centre
for the Replacement
Refinement & Reduction
of Animals in Research

Grimace Scale Posters: Terms of use

The NC3Rs has produced A3-sized posters of the mouse, rabbit and rat grimace scales for display in laboratory animal facility rooms and corridors to help raise awareness about the scales and familiarise staff with the specific facial action units.

For a full list of available posters and information on and how to implement grimace scales in your facility please see our resource page: <https://www.nc3rs.org.uk/3rs-resources/grimace-scales/>.

Print specifications

The proper use of this poster requires each of the facial action units to be clear and easily discernible, therefore it must be printed by a professional print service at the full A3 size.

This poster in this pdf has been setup to professional print standards and has crops and bleed added. Please use the print specification outlined below and the printer will trim the poster to the finished size.

- Finished Size: 420mm x 297mm (A3 portrait)
- Print specification: Full colour
- Paper specification (ideally): 170gsm silk

If you have any issues, or need the file in another format, please contact enquiries@nc3rs.org.uk.

Circulation and reproduction

The poster in this PDF should not be circulated without this covering page attached to it.

Any requests to reproduce this poster, or to include it in any publications or training materials, should be directed to enquiries@nc3rs.org.uk. You should include how, why and where the poster will be used so that we can consider your case for approval. It is helpful to include any associated text, so we can see the context in which the poster will be put.


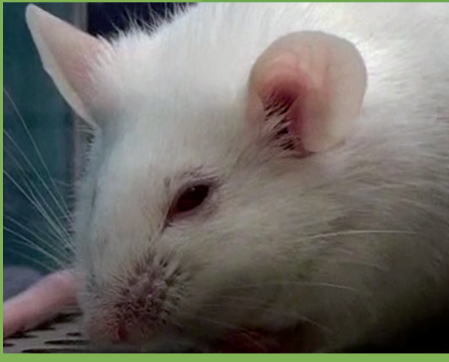
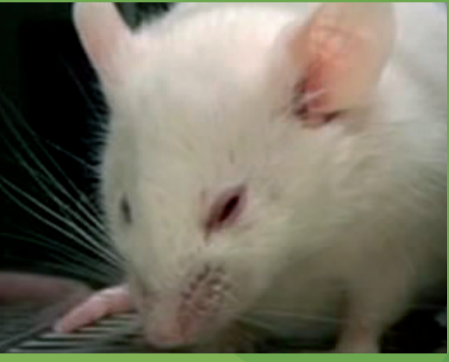





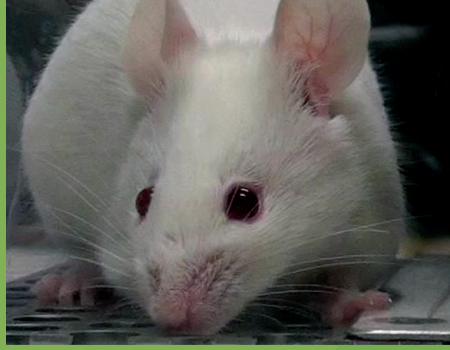

Copyright: The attached poster and the content within it are owned by the NC3Rs and its partners. The poster should not be adapted, and the content should not be sold or used to generate income.

The Mouse Grimace Scale

Research has demonstrated that changes in facial expression provide a means of assessing pain in mice.

The specific facial action units shown below have been used to generate the Mouse Grimace Scale. These action units increase in intensity in response to post-procedural pain and can be used as part of a clinical assessment.

The action units should only be used in awake animals. Each animal should be observed for a short period of time to avoid scoring brief changes in facial expression that are unrelated to the animal's welfare.

| | Not present "0" | Moderately present "1" | Obviously present "2" |
|--|--|---|---|
| <p>Orbital tightening</p> <ul style="list-style-type: none"> Closing of the eyelid (narrowing of orbital area) A wrinkle may be visible around the eye |  |  |  |
| <p>Nose bulge</p> <ul style="list-style-type: none"> Bulging on the bridge of the nose Vertical wrinkles on the side of the nose |  |  |  |
| <p>Cheek bulge</p> <ul style="list-style-type: none"> Bulging of the cheeks |  |  |  |
| <p>Ear position</p> <ul style="list-style-type: none"> Ears rotate outwards and/or backwards, away from the face Ears may fold to form a 'pointed' shape Space between the ears increases |  |  |  |
| <p>Whisker change</p> <ul style="list-style-type: none"> Whiskers are either pulled back against the cheek, or pulled forward to 'stand on end' Whiskers may clump together Whiskers lose their natural 'downward' curve |  |  |  |

Read the original paper:
Langford DJ, Bailey AL, Chanda ML, Clarke SE, Drummond TE, Echols S, Glick S, Ingrao J, Klassen-Ross T, LaCroix-Fralish ML, Matsumiya L, Sorge RE, Sotocinal SG, Tabaka JM, Wong D, van den Maagdenberg AMJM, Ferrari MD, Craig KD, Mogil JS. 2010. Coding of facial expressions of pain in the laboratory mouse. Nature Methods 7(6): 447-449.
doi:10.1038/nmeth.1455

For guidance on using the Mouse Grimace Scale, research papers that underpin this technique, and for grimace scales in other species, visit: www.nc3rs.org.uk/grimacescales
To request copies of this poster, please email: enquiries@nc3rs.org.uk
The NC3Rs provides a range of 3Rs resources at: www.nc3rs.org.uk/resources
Images kindly provided by Dr Jeffrey Mogil, McGill University